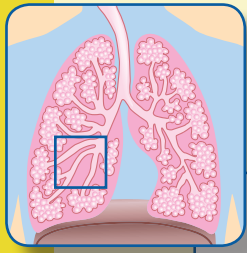
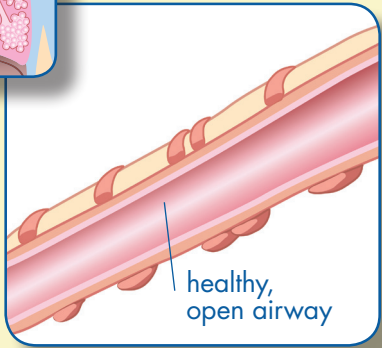


Chronic Bronchitis and Emphysema: How Are They Different?

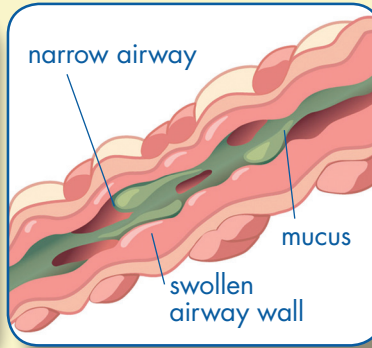


Chronic bronchitis

These pictures show how your airways change.



healthy,
open airway



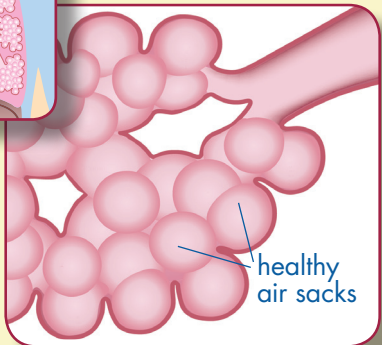
When you have chronic bronchitis:

- Your airway walls become swollen
- Your airways get narrow
- Extra mucus makes you cough more




Emphysema

These pictures show how your air sacs change.



healthy
air sacs



When you have emphysema:

- Not all the air gets pushed out when you breathe out
- You don't have enough room for healthy new air

Did you know ?

COPD* is a lung disease that affects your breathing. COPD includes chronic bronchitis, emphysema, or both.

*Chronic (kron-ick) obstructive (ob-struck-tiv) pulmonary (pull-muh-nair-ee) disease, including chronic bronchitis (brank-eye-tis), emphysema (em-fuh-zee-muh), or both.

Boehringer Ingelheim Pharmaceuticals, Inc. has no ownership interest in any other organization that advertises or markets its disease management products and services.

A patient educational resource provided by *Boehringer Ingelheim Pharmaceuticals, Inc.*

